

Aktivasi Multi-Factor Authentication (MFA) SSO BKN



Download Authenticator



Google Authenticator

Google LLC

4.3★
224K reviews

100M+
Downloads

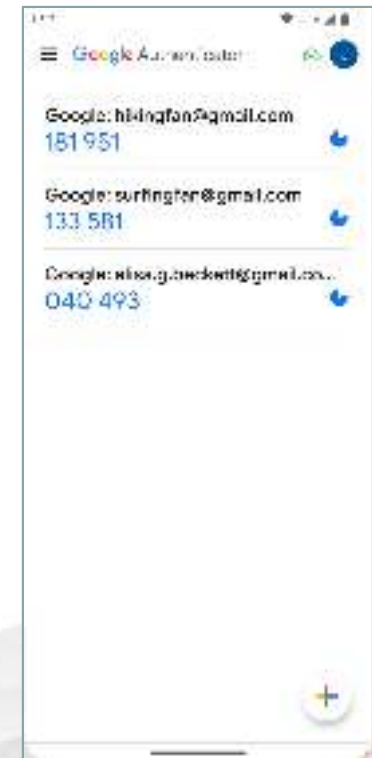
13+
Rated for 13+

Install

Share

Add to wishlist

This app is available for all of your devices.



Masuk di layanan BKN



ASN Karier

SIASN



login menggunakan SSO



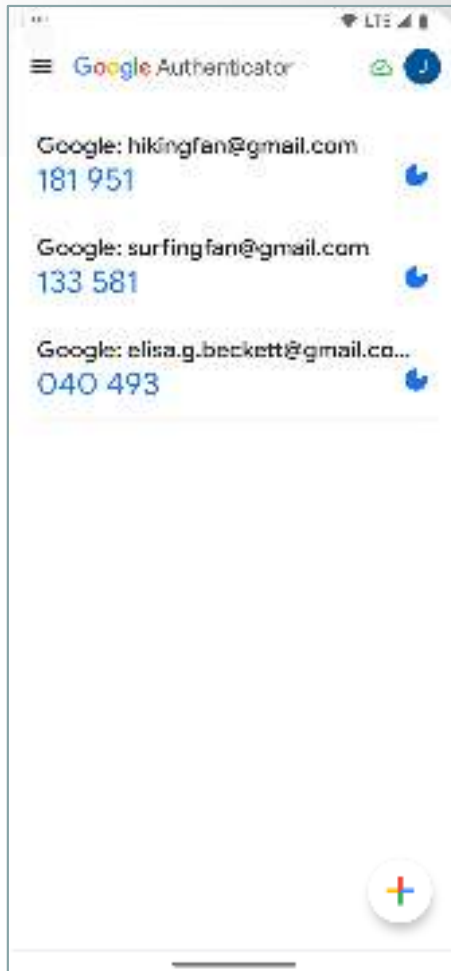
**Masukkan
username dan password**

**Kemudian tampil
permintaan daftar Authenticator**



Scan Barcode

Scan barcode menggunakan Google Authenticator



2. Open the application and scan the barcode:



[Unable to scan?](#)



Masukkan code dari Aunthenticator

**Masukkan
code dalam Aunthenticator
serta Nama Perangkat**

3. Enter the one-time code provided by the application and click Submit to finish the setup.

Provide a Device Name to help you manage your OTP devices.

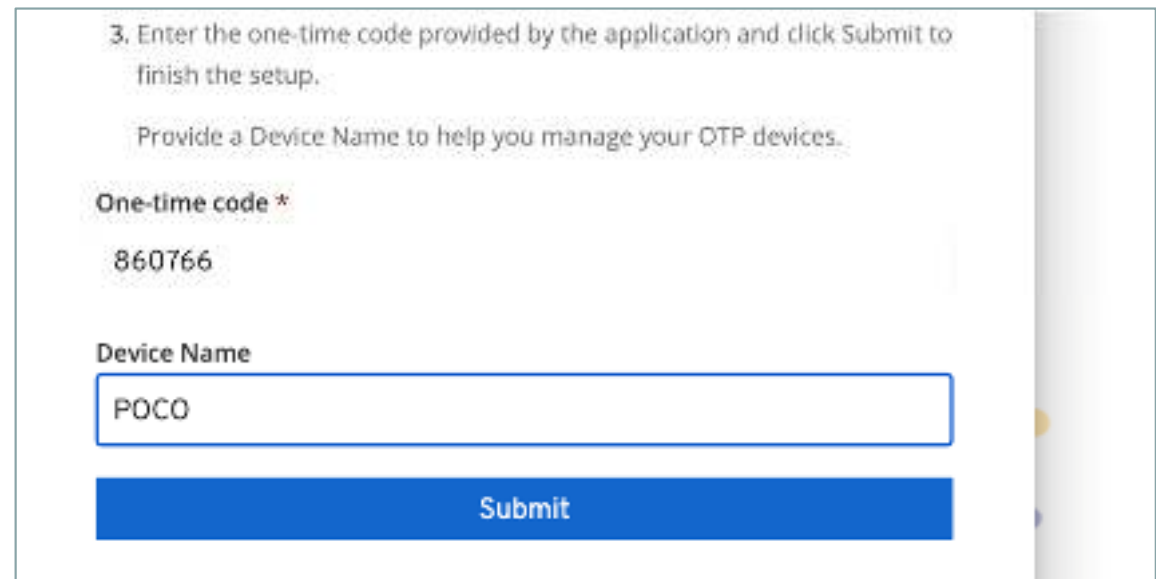
One-time code *

860766

Device Name

POCO

Submit

A screenshot of a web-based authentication setup interface. It features a white background with a light gray border. At the top, there is a numbered instruction: '3. Enter the one-time code provided by the application and click Submit to finish the setup.' Below this, a sub-instruction reads: 'Provide a Device Name to help you manage your OTP devices.' The form contains two main input fields: 'One-time code *' with the value '860766' entered, and 'Device Name' with the value 'POCO' entered. A prominent blue 'Submit' button is located at the bottom of the form area.

Berhasil Login

